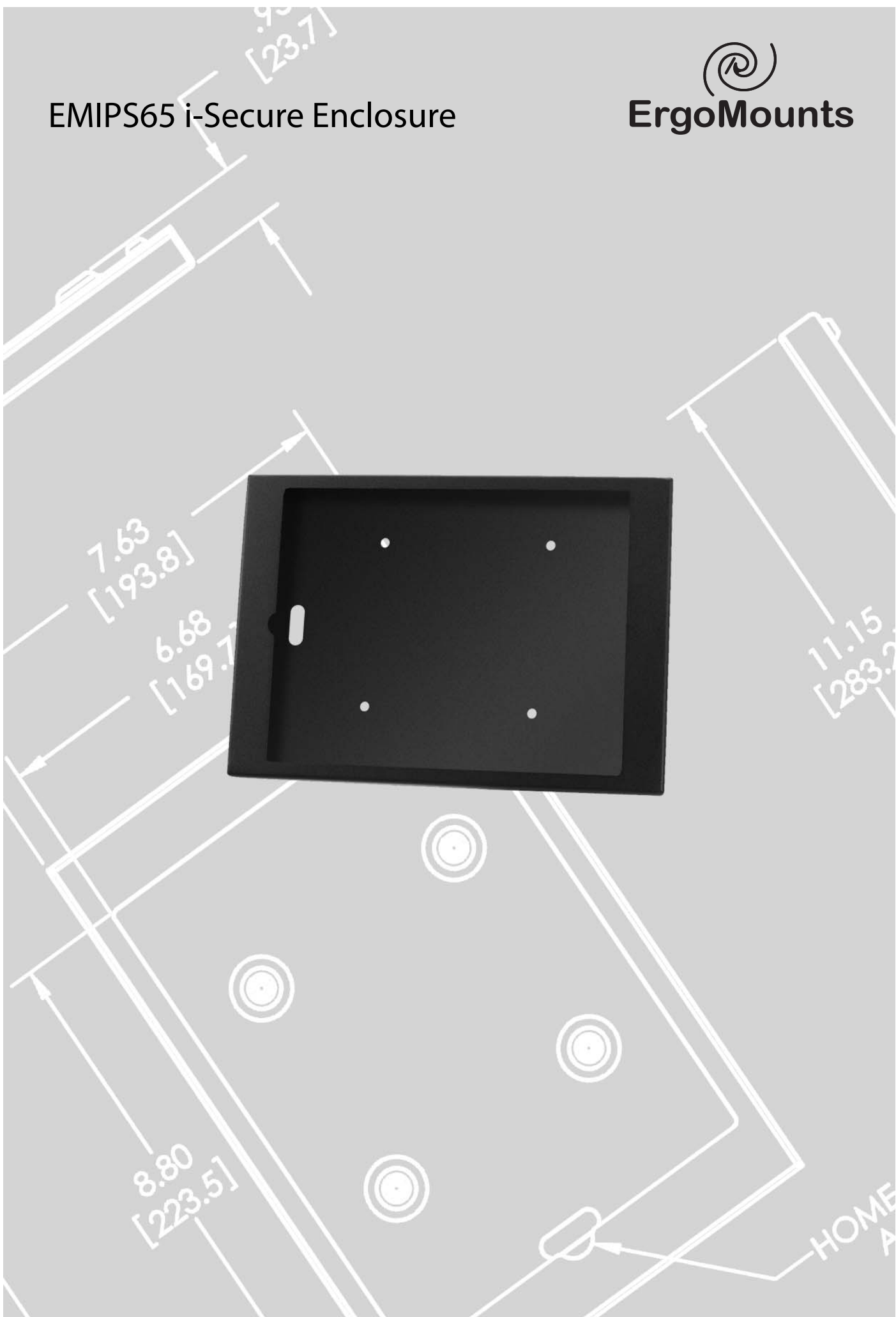
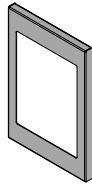
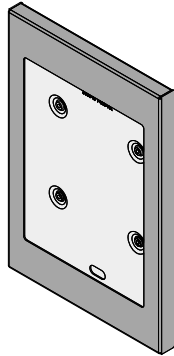


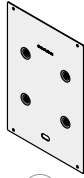
EMIPS65 i-Secure Enclosure



Congratulations on purchasing the EMIPS65 i-Secure enclosure. This is shipped with all proper installation hardware and components. Please verify that none of these parts are missing and/or damaged before assembly. If any parts are missing/damaged please stop assembly and contact **ErgoMounts** 01252 333326



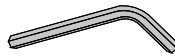
1




2




3



4

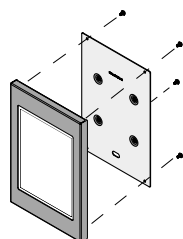
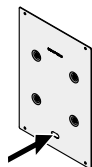
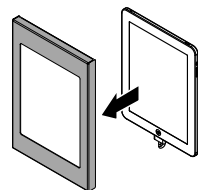
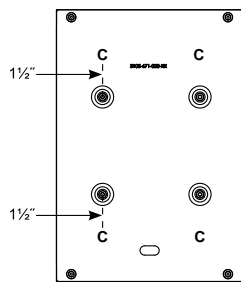
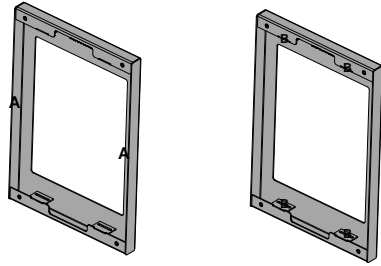


5



6

- 1 EMIPS65 Front Piece (Qty 1)
- 2 EMIPS65 Back Piece (Qty 1)
- 3 Adhesive Backed Bumper (Qty 8)
- 4 M5 Security Allen Wrench (Qty 1)
- 5 M4 x 8mm Security Screw (Qty 4)
- 6 Adhesive Foam Tape (Qty 2)



Step 1

If you are installing an iPad skip to step 5.

If you are installing an iPad 2 or iPad 3 skip to step 2.

Step 2

Attach two strips of adhesive foam tape to locations "A" inside the front piece. Locations "A" are inside the outer edges of the front piece.

Step 3

Attach four adhesive backed bumpers to locations "B" inside the front piece. Locations "B" are over the centres of the inside slots.

Step 4

Attach four adhesive backed bumpers to locations "C" on the inside of the back piece. Locations "C" are 1.5" away from the centre of each bump on the back piece.

Make sure the metal bumps on the back piece are protruding on the opposite side of the adhesive backed bumpers.

Continue to step 5 on page 2.

Step 5

Attach the dock connector to the iPad.

Step 6

Place the iPad and its attached dock connector into the front piece.

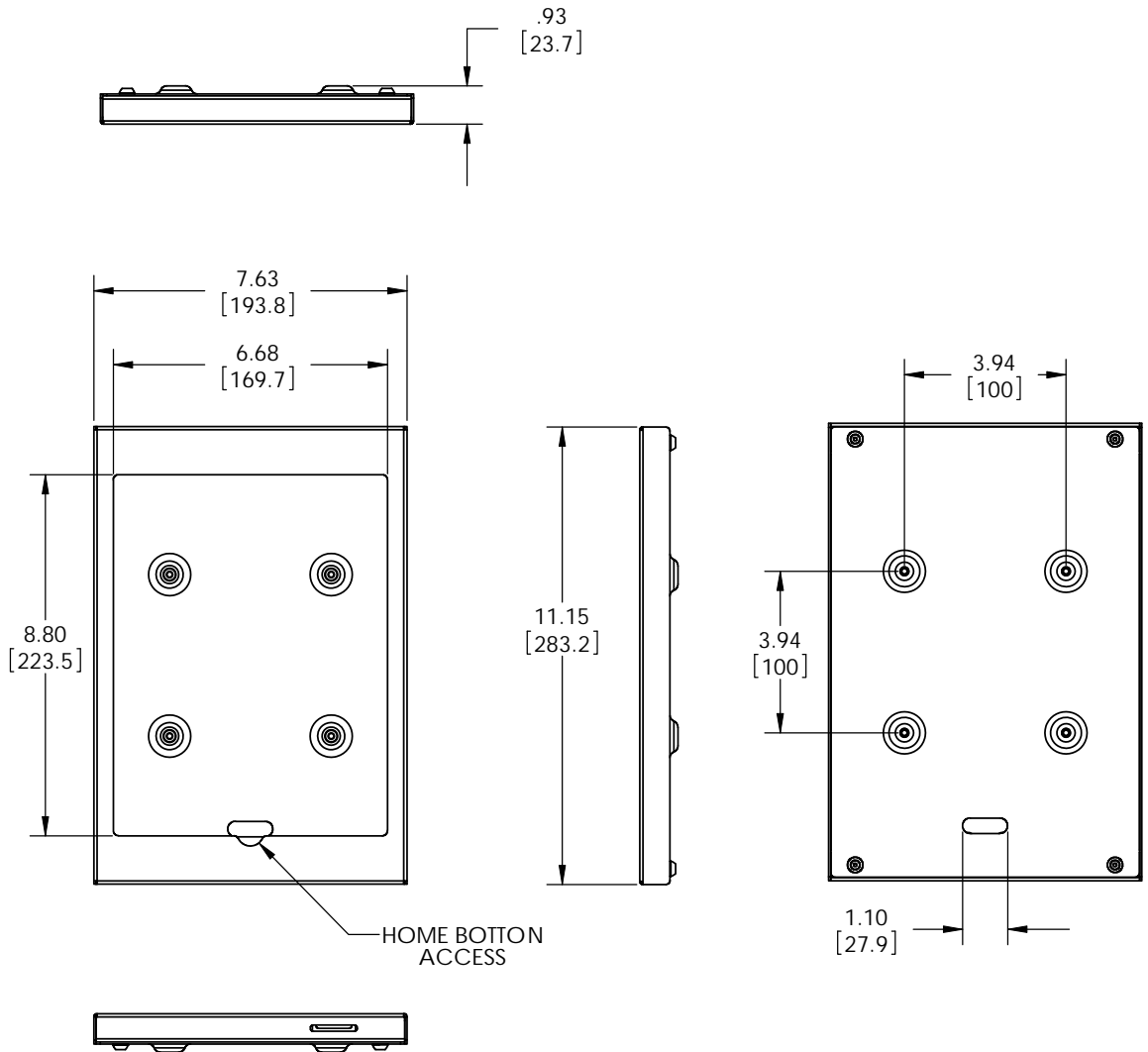
Step 7

Thread the USB end of the dock connector through the slot of the back piece.

NB. Make sure the bumps of the VESA mounting holes on the back piece are facing away from the iPad.

Step 8

Use the M5 security Allen wrench and four M4 x 8mm security screws to fasten the back piece to the front piece.



See it your way...

ErgoMounts Limited
Unit 10
Pegasus Court
North Lane
Aldershot
Hampshire
GU12 4QP
United Kingdom

T +44 (0)1252 333326
F +44 (0)1252 330006

www.ergomounts.co.uk